

Metalized Polyester Film Capacitors


NAM Series

WRAP AND FILL, NON-INDUCTIVE, METALLIZED FILM CAPACITORS, AXIAL LEAD

**RoHS
Compliant**

includes all homogeneous materials

*See Part Number System for Details



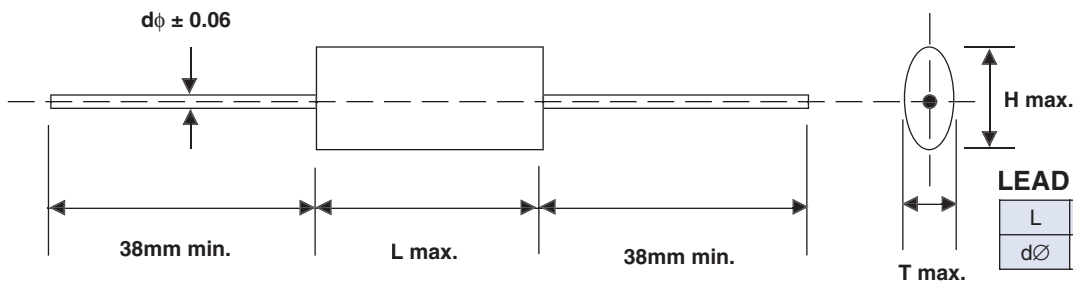
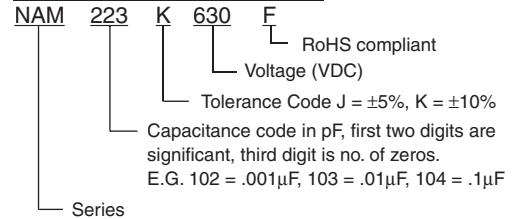
FEATURES

- NEW SIZES
- NON-INDUCTIVE CONSTRUCTION
- WRAPPED WITH POLYESTER TAPE AND FILLED WITH EPOXY RESIN AT BOTH ENDS
- HIGH STABILITY WITH FREQUENCY OVER AN EXTENDED OPERATING LIFE
- HIGH PERFORMANCE AT LOW COST

SPECIFICATIONS

Operating Temperature	-40°C to +85°C
Rated Voltage (VDC)	100V, 250V, 400V 630V
Capacitance Range	0.01 to 18.0μF
Capacitance Tolerance	±10% (K), ±5% (J)
Insulation Resistance	C<0.33μF IR≥15,000 Megohm C≥0.33μF IR≥5,000 Megohm/μF
Dissipation Factor	≤0.01 (at 1 KHZ)
Dielectric Strength	150% of Rated Voltage for 5 Seconds

PART NUMBER SYSTEM



LEAD DIAMETER (mm)

L	14.0	19.0	27.0	32.0	47.0
dφ	0.6	0.6	0.8	0.8	1.0

STANDARD PRODUCTS AND CASE SIZE TABLE (mm)

Cap(μF)	Working Voltage											
	100VDC/63VAC			250VDC/160VAC			400VDC/200VAC			630VDC/220VAC		
	L	T	H	L	T	H	L	T	H	L	T	H
0.01							11.0	5.0	8.0	14.0	5.0	8.0
0.015				11.0	5.0	8.0	14.0	5.0	8.0	14.0	5.5	9.0
0.022				11.0	5.0	8.0	14.0	5.0	8.0	14.0	6.0	9.0
0.033				11.0	5.0	8.0	14.0	5.5	9.0	19.0	6.0	10.0
0.047				11.0	5.0	8.0	14.0	6.0	10.0	19.0	6.0	10.0
0.068				11.0	5.0	8.0	14.0	6.0	11.0	19.0	7.0	11.5
0.1				14.0	5.0	8.0	19.0	5.5	10.5	25.0	6.5	11.5
0.15				14.0	5.0	9.0	19.0	6.5	11.0	27.0	8.0	14.0
0.22	14.0	5.0	8.5	19.0	5.0	9.5	25.0	7.0	14.0	27.0	9.0	15.0
0.33	19.0	6.0	9.0	19.0	6.0	10.5	27.0	7.5	13.5	33.0	10.0	15.0
0.47	19.0	5.0	9.5	25.0	7.0	11.5	32.0	8.5	17.0	33.0	12.0	19.0
0.68	19.0	5.5	10.0	27.0	7.0	12.5	33.0	9.0	16.5	38.0	15.0	20.5
1.0	19.0	6.5	12.0	27.0	8.0	13.5	33.0	10.5	19.0	47.0	16.0	23.0
1.5	27.0	6.0	12.5	33.0	8.5	15.0	38.0	13.0	22.0	47.0	20.0	28.0
2.2	27.0	8.0	14.0	33.0	10.0	17.5	44.0	16.0	24.0	47.0	22.0	30.0
3.3	27.0	10.0	16.5	37.0	12.5	21.0	47.0	16.0	26.0	48.0	21.5	34.5
4.7	33.0	10.5	18.0	43.0	11.0	21.0	48.0	18.0	28.0			
6.8	33.0	12.0	21.0	47.0	14.0	25.0	48.0	23.0	34.0			
8.2	33.0	13.0	23.0	47.0	15.0	25.0	48.0	25.0	36.0			
10.0	37.0	15.0	24.0	48.0	18.0	30.0	48.0	28.0	37.0			
12.0	43.0	15.0	26.0	48.0	18.0	31.0						
15.0	47.0	15.0	28.0	48.0	19.5	34.0						
18.0	47.0	18.0	31.0									

